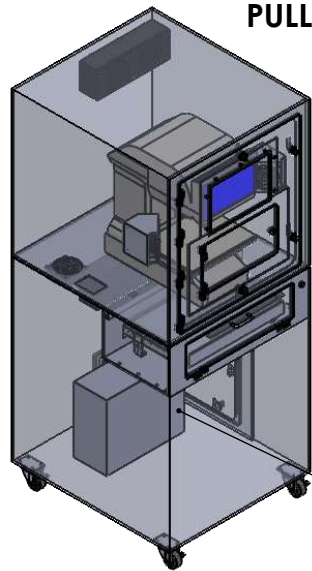
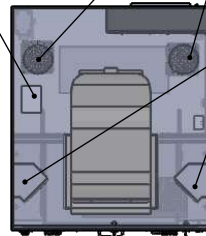


**DUAL FAN SYSTEMS IN EACH CABINET
PULLING IN AIR THROUGH MICRON FILTER**



CABLE PORT TO
BOTTOM FOR
AC POWER AND
IM CABLING



TOP VIEW

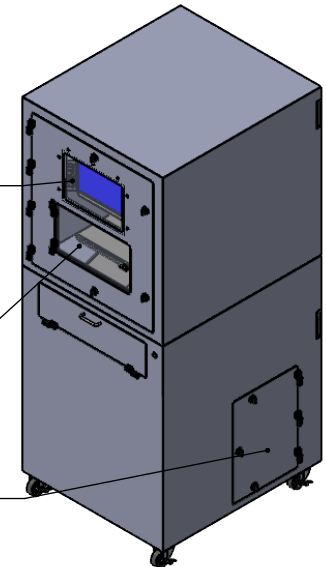
FANS MOVING
AIR BETWEEN UPPER
AND LOWER CABINET

FANS POINTED
AT PART OPENING
DOOR

REPLACABLE WINDOW
FOR DISPLAY VIEWING

HINGED CLEAR
DOOR FOR PART
ACCESS. CAM
LATCH ON RIGHT


FULLY GASKETED
DOOR FOR LOWER
CABINET



CONTROLLER
IN LOWER CABINET

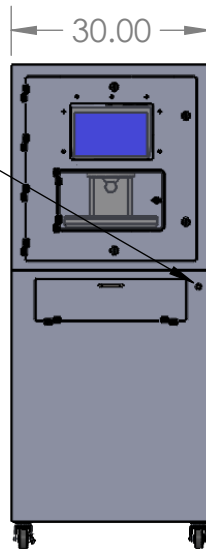
FRONT UPPER DOOR FULLY GASKETED
AND HELD CLOSED WITH 4
COMPRESSION CAM LATCHES

6"X 6" CABLE PORT
WITH REMOVABLE
COVER



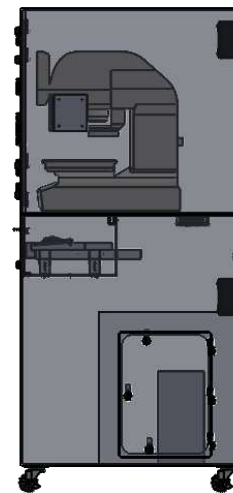
LEFT VIEW

MOMENTARY
SWITCH FOR
MEASURE
BUTTON

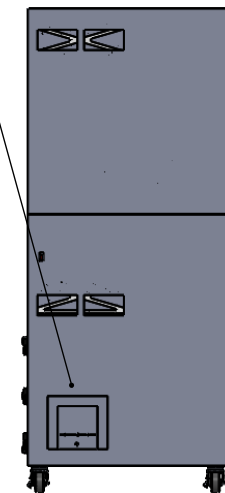


FRONT VIEW

73.00



RIGHT VIEW



REAR VIEW

FRONT DOOR OPENING IS 24.5"W x 26.5"H
PART ACCESS DOOR OPENING IS 15.5"W X 8.5"H
VIEWING WINDOW IS 12.5"W x 8.5"H
LOWER CABINET SIDE DOOR OPENING IS 13"W x 18"H

DUST FREE PC

DESCRIPTION
DFP201IM8030T-NM12

DRAWING
1662A

01/25/2024

SALES@DUSTFREEPC.COM

1-800-775-7611

WWW.DUSTFREEPC.COM