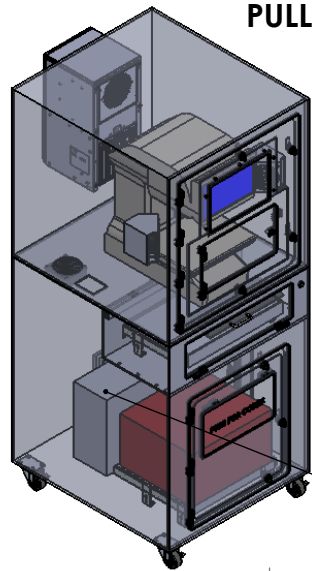
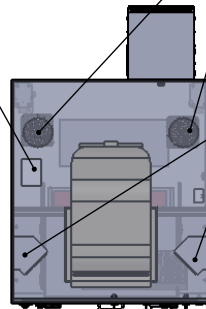


**DUAL FAN SYSTEMS IN EACH CABINET  
PULLING IN AIR THROUGH MICRON FILTER**



CABLE PORT TO  
BOTTOM FOR  
AC POWER AND  
IM CABLING



TOP VIEW

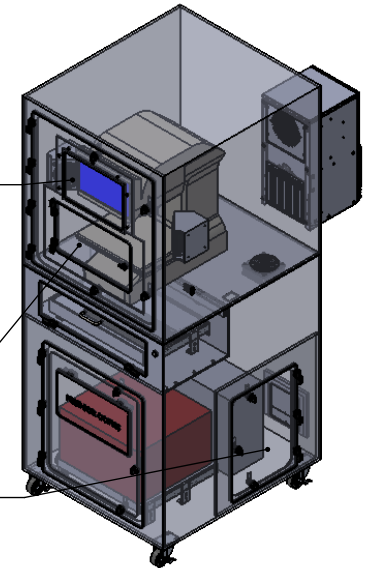
FANS MOVING  
AIR BETWEEN  
UPPER  
AND LOWER CABINET

FANS POINTED  
AT PART OPENING  
DOOR

REPLACABLE WINDOW  
FOR DISPLAY VIEWING

HINGED CLEAR  
DOOR FOR PART  
ACCESS. CAM  
LATCH ON RIGHT  
SIDE

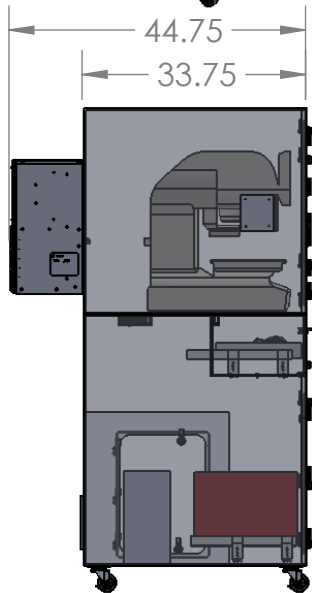
FULLY GASKETED  
DOOR FOR LOWER  
CABINET



CONTROLLER  
IN LOWER CABINET

FRONT UPPER DOOR FULLY GASKETED  
AND HELD CLOSED WITH 4  
COMPRESSION CAM LATCHES

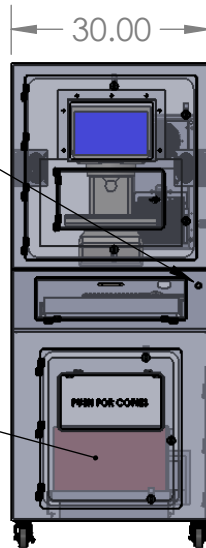
6"X 6" CABLE PORT  
WITH REMOVABLE  
COVER



LEFT VIEW

MOMENTARY  
SWITCH FOR  
MEASURE  
BUTTON

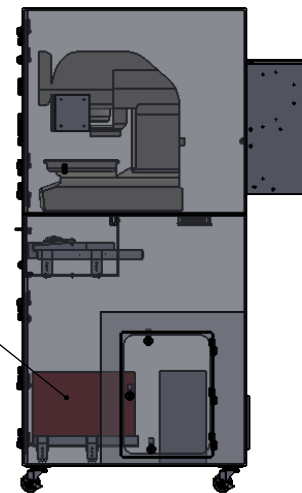
GASKTED DOOR  
FOR PRINTER  
WITH "PUSH FOR  
COPIES"  
SELF-CLOSING  
DOOR.



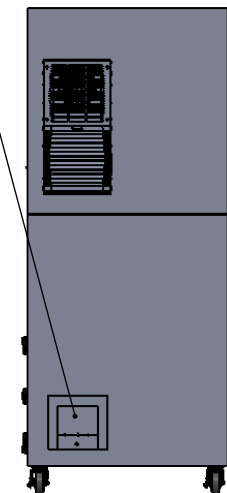
FRONT VIEW

73.00

PRINTER  
16.2"W  
15.5"D  
9.6"H



RIGHT VIEW



REAR VIEW

FRONT DOOR OPENING IS 24.5"W x 26.5"H

PART ACCESS DOOR OPENING IS 15.5"W X 8.5"H

VIEWING WINDOW IS 12.5"W x 8.5"H

LOWER CABINET SIDE DOOR OPENING IS 13"W x 18"H

PRINTER DOOR OPENING IS 20"W x 23"H

PUSH FOR COPIES DOOR OPENING IS 15"W x 8"H

## ***DUST FREE PC***

DESCRIPTION

DFP255IM8000-3R4

DRAWING

1678

01/25/2024

SALES@DUSTFREEPC.COM

1-800-775-7611

WWW.DUSTFREEPC.COM