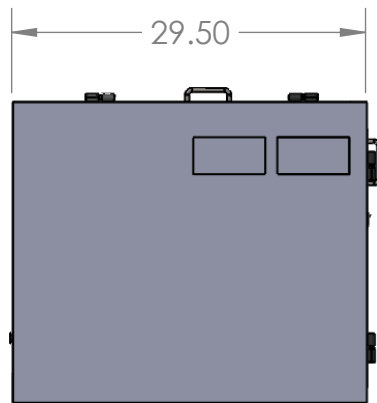
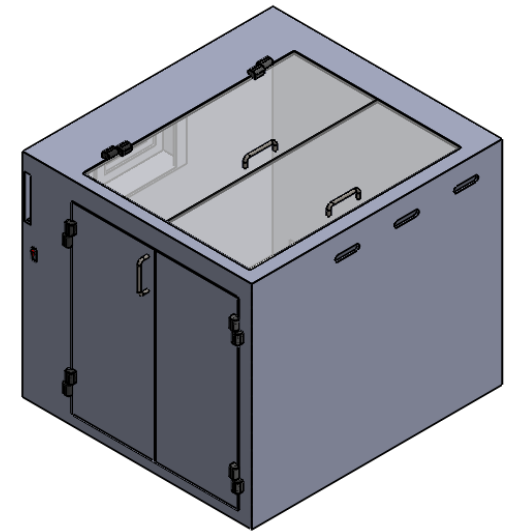
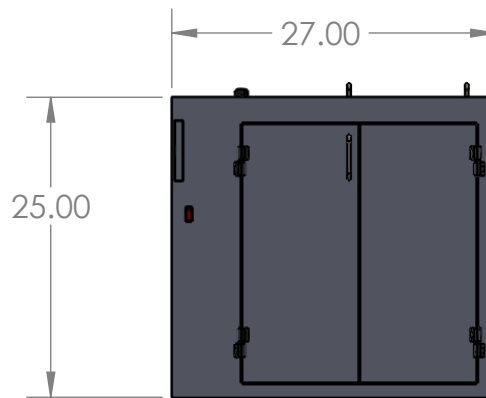


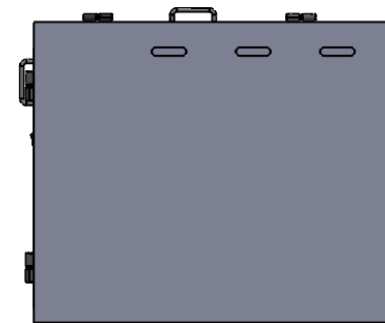
TOP VIEW



LEFT VIEW



FRONT VIEW



INTERNAL USEABLE DIMENSIONS ARE 22.5"W x 28.75"D x 23"H

FRONT DOOR OPENING IS 19"W x 21"H

TOP DOOR OPENING IS 19"W x 24.25"D

DUAL FAN/FILTER SYSTEM

REMOVABLE BASE

CABLE PORT ON REAR WALL IS 3"W x 1"H

DUST FREE PC

DESCRIPTION	DRAWING
DFP400P3-X	725
03/25/2016	SALES@DUSTFREEPC.COM
1-800-775-7611	WWW.DUSTFREEPC.COM